
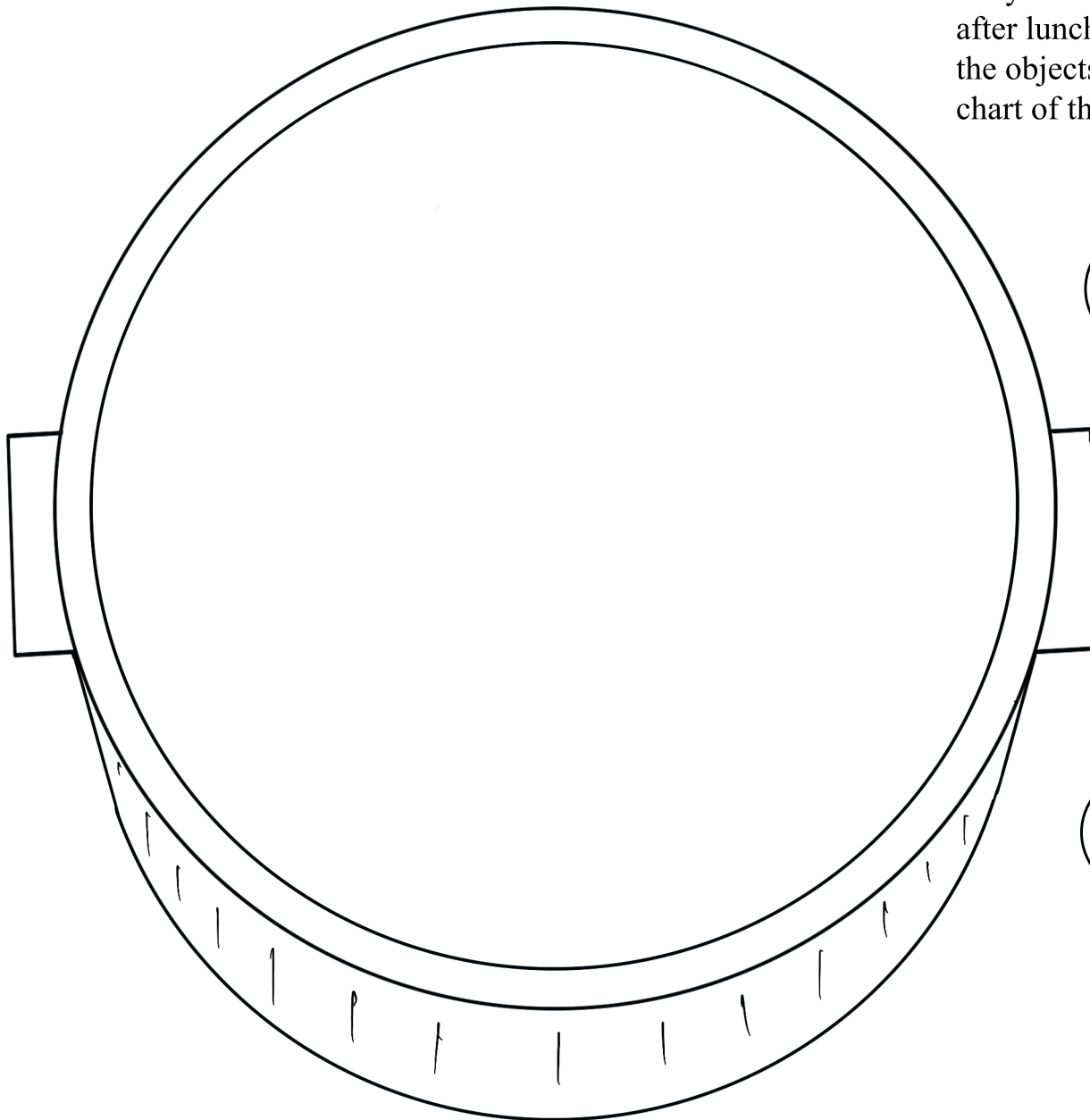



WHAT'S IN YOUR TRASH CAN?

Do you know what your school is sending to the landfill after lunch? Do a trash can audit to find out! Sort and weigh the objects in the trash can by category, then make a pie chart of the percentage of each category.




COMPOSTABLES: food waste, paper towels, napkins, fruit peels

Weight: _____ Percent: _____



RECYCLABLES: plastic or glass bottles, aluminum cans, paper, cardboard

Weight: _____ Percent: _____



NON-RECYCLABLES: juice boxes, plastic tableware, containers that aren't recyclable in your area (for example some places recycle waxed paper milk containers others don't)

Weight: _____ Percent: _____